

Manpower Analysis by Incident

Key Largo Fire Department

Date Range: From 06/01/2018 to 06/30/2018

Fixed Property:

Company: All Companies

Incident Type	Incident Count	Number Attended	Average Attended	Total Length (hrs)	Average Length (hrs)	Average Man Hours	Total Man Hours
111-Building fire	4	34	8.50	8.62	2.16	17.32	69.28
116-Fuel burner/boiler malfunction, fire confined	1	6	6.00	0.73	0.73	4.38	4.38
131-Passenger vehicle fire	1	7	7.00	0.70	0.70	4.90	4.90
134-Water vehicle fire	1	4	4.00	1.07	1.07	4.28	4.28
154-Dumpster or other outside trash receptacle fire	1	6	6.00	0.58	0.58	3.48	3.48
300-Rescue, EMS incident, other	2	7	3.50	1.25	0.63	2.30	4.60
311-Medical assist, assist EMS crew	12	35	2.92	6.36	0.53	1.85	22.14
320-Emergency medical service incident, other	6	23	3.83	3.61	0.60	2.27	13.59
321-EMS call, excluding vehicle accident with injury	9	32	3.56	3.27	0.36	1.27	11.43
322-Motor vehicle accident with injuries	6	25	4.17	4.61	0.77	4.35	26.13
444-Power line down	1	3	3.00	0.42	0.42	1.26	1.26
500-Service Call, other	1	0	0.00	0.32	0.32	0.00	0.00
552-Police matter	1	2	2.00	0.47	0.47	0.94	0.94
611-Dispatched & canceled en route	6	13	2.17	0.57	0.09	0.22	1.34
622-No incident found on arrival at dispatch address	1	7	7.00	0.30	0.30	2.10	2.10
733-Smoke detector activation due to malfunction	1	10	10.00	0.17	0.17	1.70	1.70
734-Heat detector activation due to malfunction	1	7	7.00	0.26	0.26	1.82	1.82
735-Alarm system sounded due to malfunction	1	3	3.00	1.17	1.17	3.51	3.51
741-Sprinkler activation, no fire - unintentional	1	5	5.00	1.52	1.52	7.60	7.60
743-Smoke detector activation, no fire - unintentional	3	8	2.67	0.51	0.17	0.63	1.89
900-Special type of incident, other	2	6	3.00	2.31	1.16	2.89	5.78
Blank. Incident Type not Entered	0	0	0.00	0.00	0.00	0.00	0.00
Total and Averages for all Incident Types	62	243	3.92	38.82	0.63	192.15	192.15

NFPA Analysis Report

Key Largo Fire Department

Date Range: From 06/01/2018 to 06/30/2018

Fixed Property:

FIRE IN STRUCTURES BY FIXED PROPERTY USE (OCCUPANCY) (All in Section A Incident Type 110-129)	Number of Fires	Number of Civilian Fire Casualties. If none, write 0.		Estimated Property Damage from Fire. If no loss, write 0.
		Deaths	Injuries	
1. Private Dwellings (1 or 2 family), including mobile homes (FPU 400-419)	2	0	0	\$0
2. Apartments (3 or more families) FPU 429 or FPU 439)	0	0	0	\$0
3. Hotels and Motels (FPU 449)	1	0	0	\$0
4. All other residential (dormitories, boarding houses, tents, etc.) (FPU 459-499)	0	0	0	\$0
5. TOTAL OTHER RESIDENTIAL FIRES (SHOULD BE SUM OF LINES 1 THROUGH 4)	3	0	0	\$0
6. Public Assembly (church, restaurant, clubs, etc.) (FPU 100-199)	1	0	0	\$0
7. Schools and Colleges (FPU 200-299)	0	0	0	\$0
8. Health Care and Penal Institutions (hospitals, nursing homes, prisons, etc.) (FPU 300-399)	0	0	0	\$0
9. Stores and Offices (FPU 500-599)	1	0	0	\$0
10. Industry, Utility, Defense, Laboratories, Manufacturing (FPU 600-799)	0	0	0	\$0
11. Storage in Structures (barns, vehicle storage garages, general storage, etc.) (FPU 800-899)	0	0	0	\$0
12. Other Structures** (outbuildings, bridges, etc.) (FPU 900-999)	0	0	0	\$0
13. TOTALS FOR STRUCTURE FIRES (SHOULD BE SUM OF LINES 5 THROUGH 12)	5	0	0	\$0

B. OTHER FIRE AND INCIDENTS				
14a. Fires in Highway Vehicles (autos, trucks, buses, etc.) (IT 131-132, 136-137)	1	0	0	\$0
14b. Fires in Other Vehicles (planes, trains, ships, construction or farm vehicles, etc.) (IT 130, 133-135, 138)	1	0	0	\$0
15. Fires outside of Structures with Value Involved, but Not Vehicles (outside storage, crops, timber, etc. (IT 140, 141, 161, 162, 164, 170-173)	0	0	0	\$0
16. Fires in Brush, Grass, Wildland (excluding crops and timber) with no value involved. (IT 142-143)	0	0	0	
17. Fires in Rubbish, Including Dumpsters (outside of structures), with no value involved. (IT 150-155)	1	0	0	
18. All Other Fires. (IT 100, 160, 163)	0	0	0	\$0
19. TOTAL FOR FIRES (SHOULD BE SUM OF LINES 13 THROUGH 18)	8	0	0	\$0
20. Rescue, Emergency Medical Responses (ambulance, EMS, rescue) (IT 300-381)	26			
21. False Alarm Responses (malicious or unintentional false calls, system malfunctions, bomb scares) (IT 700-746)	7			
22. Mutual Aid or Assistance Responses Given	10			
23a. Hazardous Materials Responses (spills, leaks, etc.) (IT 410-431)	0			
23b. Other Hazardous Conditions (arcing wires, bomb removal, power line down, etc.) (IT 440-482, 400)	1			
24. All Other Responses (smoke scares, lock-outs, animal rescues, etc.) (IT 200-251, 500-699, 800-911)	10			
25. TOTAL FOR ALL INCIDENTS (SHOULD BE SUM OF LINES 19 THROUGH 24)	62			

Based on what is reported in lines 5 and 13 for number of fire above, please report separately:

Confined fires (e.g., cooking fires confined to cooking vessel, or chimney fire that did not spread beyond chimney, or confined trash fires) IIT 113 - 118), and Nonconfined fires (IT 110 - 112, 120 - 123).

	Number of Confined Fires	Number of Nonconfined Fires
5. Residential Fires (line 5 above)	1	2
13. Structure Fires (line 13 above)	1	4

BREAKDOWN OF FALSE ALARM RESPONSES	
1. Malicious, Mischievous False Call (IT 710-715)	0
2. System Malfunction (IT 700-739)	3
3. Unintentional (tripping on interior device accidentally etc.) (IT 740-749)	4
4. Other False Alarms (bomb scares, etc.) (IT 721, 700)	0

Incident Run Log

Key Largo Fire Department

Date Range: From 06/01/2018 to 06/30/2018

Fixed Property:

Company: All Companies

Sorted by: Not selected

Date	FDID	Incident#	Alarm	###	Address	Suite	Type	Lgth
06/01/2018	38032	2018-000358	11:14	99	OVERSEAS HWY		Motor vehicle accident with injuries	0.1
06/02/2018	38032	2018-000359	12:27	245	LEE AVE		EMS call, excluding vehicle accident with injury	0.4
06/02/2018	38032	2018-000360	14:40	112	OVERSEAS HWY		Motor vehicle accident with injuries	0.6
06/03/2018	38032	2018-000361	12:30	1048	OVERSEAS HWY		Special type of incident, other	1.7
06/03/2018	38032	2018-000362	13:00	45	BONEFISH AVENUE		Medical assist, assist EMS crew	0.0
06/03/2018	38032	2018-000363	19:35	1079	OVERSEAS HWY		Medical assist, assist EMS crew	0.4
06/03/2018	38032	2018-000364	20:01	1048	OVERSEAS HWY		Emergency medical service incident, other	0.8
06/04/2018	38032	2018-000365	22:28	1305	CAULDER RD		Medical assist, assist EMS crew	0.4
06/06/2018	38032	2018-000366	06:21	325	CALUSA STREET		EMS call, excluding vehicle accident with injury	0.3
06/06/2018	38032	2018-000367	09:26	813	NARRAGANSETT LN		Building fire	4.4
06/07/2018	38032	2018-000369	13:05	1038	OVERSEAS HWY		Dispatched & canceled en route	0.0
06/07/2018	38032	2018-000368	16:02	1	EAST DRIVE		EMS call, excluding vehicle accident with injury	0.0
06/07/2018	38032	2018-000373	17:14	99	OVERSEAS HWY		Motor vehicle accident with injuries	0.1
06/08/2018	38032	2018-000374	04:25	7	BURLINGTON STREET		Power line down	0.4
06/08/2018	38032	2018-000370	15:45	1010	OVERSEAS HWY		Building fire	1.5
06/08/2018	38032	2018-000371	23:36	9763	OVERSEAS HWY		Building fire	0.9
06/09/2018	38032	2018-000375	12:21	201	OCEAN DRIVE		Medical assist, assist EMS crew	0.4
06/09/2018	38032	2018-000377	16:32	49	TARPON AVE		EMS call, excluding vehicle accident with injury	0.5
06/09/2018	38032	2018-000376	17:54	98	OVERSEAS HWY		Dispatched & canceled en route	0.1
06/09/2018	38032	2018-000378	18:41	266	LEE AVE.-104.7-O/S-TAYLOR CREE		EMS call, excluding vehicle accident with injury	0.4
06/09/2018	38032	2018-000379	21:24	9745	OVERSEAS HWY		Heat detector activation due to malfunction	0.3
06/10/2018	38032	2018-000380	09:45	26	NORTH DR		Smoke detector activation, no fire - unintentional	0.3
06/10/2018	38032	2018-000381	13:14	1014	OVERSEAS HWY		Dispatched & canceled en route	0.1
06/10/2018	38032	2018-000382	14:30	1	EAST DRIVE		Medical assist, assist EMS crew	0.2
06/10/2018	38032	2018-000383	15:00	1040	OVERSEAS HIGHWAY		Alarm system sounded due to malfunction	1.2
06/10/2018	38032	2018-000384	21:49	130	GUMBO LIMBO DRIVE		Medical assist, assist EMS crew	1.4
06/11/2018	38032	2018-000385	07:43	108	OVERSEAS HIGHWAY		Motor vehicle accident with injuries	0.7
06/11/2018	38032	2018-000386	11:04	9975	OVERSEAS HWY		Sprinkler activation, no fire - unintentional	1.5
06/11/2018	38032	2018-000388	12:50	1052	OVERSEAS HIGHWAY		EMS call, excluding vehicle accident with injury	0.5
06/11/2018	38032	2018-000387	13:01	88	CORAL WAY		Medical assist, assist EMS crew	0.5
06/11/2018	38032	2018-000389	14:09	1034	OVERSEAS HIGHWAY		Medical assist, assist EMS crew	0.2
06/12/2018	38032	2018-000390	00:00	421	LAGUNA AVE		Smoke detector activation, no fire - unintentional	0.0
06/13/2018	38032	2018-000392	09:39	54	SNAPPER AVE		Dispatched & canceled en route	0.1
06/13/2018	38032	2018-000391	09:59	4	BLACKWATER LN NORTH		Medical assist, assist EMS crew	0.0
06/13/2018	38032	2018-000393	11:30	MM1	OVERSEAS HWY		Service Call, other	0.3
06/14/2018	38032	2018-000396	10:22	194	ATLANTIC BLVD		EMS call, excluding vehicle accident with injury	0.4
06/15/2018	38032	2018-000394	04:33	113	OVERSEAS HWY		No incident found on arrival at dispatch address	0.3
06/15/2018	38032	2018-000395	06:31	4	BLACK WATER LN NORTH	203	Medical assist, assist EMS crew	0.3
06/15/2018	38032	2018-000398	08:50	107	OVERSEAS HWY		Motor vehicle accident with injuries	2.3
06/15/2018	38032	2018-000397	14:23	705	SHARON PL		Medical assist, assist EMS crew	0.4
06/16/2018	38032	2018-000399	06:58	999	MORRIS AVE	610	EMS call, excluding vehicle accident with injury	0.4
06/19/2018	38032	2018-000400	03:10	9953	OVERSEAS HWY		Dumpster or other outside trash receptacle fire	0.6
06/20/2018	38032	2018-000402	10:20	201	OCEAN DRIVE		Medical assist, assist EMS crew	1.2
06/20/2018	38032	2018-000401	11:10	9871	OVERSEAS HIGHWAY		Special type of incident, other	0.6
06/20/2018	38032	2018-000403	17:21	1028	OVERSEAS HWY		Passenger vehicle fire	0.7
06/20/2018	38032	2018-000404	19:50	256	AATLANTIC AVE		Water vehicle fire	1.1
06/20/2018	38032	2018-000405	20:54	1038	OVERSEAS HWY		Fuel burner/boiler malfunction, fire confined	0.7
06/21/2018	38032	2018-000407	09:23	4	BLACKWATER LN N		Emergency medical service incident, other	0.5
06/21/2018	38032	2018-000406	11:56	4	BLACKWATER LN N		Emergency medical service incident, other	0.6
06/22/2018	38032	2018-000408	11:48	32	S BLACKWATER LN		Smoke detector activation, no fire - unintentional	0.2
06/22/2018	38032	2018-000409	17:12	9745	OVERSEAS HWY		Smoke detector activation due to malfunction	0.2
06/23/2018	38032	2018-000410	17:25	110	OVERSEAS		Motor vehicle accident with injuries	0.0
06/23/2018	38032	2018-000411	17:50	1048	OVERSEAS HWY		Emergency medical service incident, other	0.8
06/24/2018	38032	2018-000412	13:35	1062	OVERSEAS HWY		Emergency medical service incident, other	0.4
06/24/2018	38032	2018-000413	15:58	1079	OVERSEAS HWY		Emergency medical service incident, other	0.6
06/25/2018	38032	2018-000414	23:25	62	BAHAMA AVE		Police matter	0.5
06/26/2018	38032	2018-000415	17:24	115	BUTTONWOOD AVE		EMS call, excluding vehicle accident with injury	0.4
06/27/2018	38032	2018-000416	14:46	308	ATLANTIC BLVD.		Dispatched & canceled en route	0.1
06/28/2018	38032	2018-000417	21:59	300	MORRIS AVE		Building fire	1.8

Date	FDID	Incident#	Alarm	###	Address	Suite	Type	Lgth
06/30/2018	38032	2018-000418	15:09	417	BAHIA AVE		Rescue, EMS incident, other	0.8
06/30/2018	38032	2018-000421	16:33	1040	OVERSEAS		Rescue, EMS incident, other	0.0
06/30/2018	38032	2018-000420	23:00	219	2ND STREET		Dispatched & canceled en route	0.2








Total Number of Incidents: 62
Total Length of Incidents: 36.5 Hours

Alarms by Day of Week

Key Largo Fire Department

Date Range: From 06/01/2018 to 06/30/2018

Fixed Property:

Day of Week		Totals
Sunday		11
Monday		7
Tuesday		3
Wednesday		11
Thursday		7
Friday		10
Saturday		13

No Date 0
Total Alarms 62