

# Manpower Analysis by Incident

Key Largo Fire Department

Date Range: From 03/01/2018 to 03/31/2018  
 Fixed Property:  
 Company: All Companies

Incident Type	Incident Count	Number Attended	Average Attended	Total Length (hrs)	Average Length (hrs)	Average Man Hours	Total Man Hours
100-Fire, other	1	7	7.00	0.50	0.50	3.50	3.50
131-Passenger vehicle fire	2	13	6.50	25.19	12.60	87.86	175.71
300-Rescue, EMS incident, other	5	16	3.20	3.06	0.61	2.02	10.10
311-Medical assist, assist EMS crew	17	49	2.88	56.01	3.29	9.85	167.46
320-Emergency medical service incident, other	2	7	3.50	0.57	0.29	0.95	1.91
321-EMS call, excluding vehicle accident with injury	7	18	2.57	3.14	0.45	1.04	7.27
322-Motor vehicle accident with injuries	15	61	4.07	-14.85	-0.99	-5.29	-79.41
323-Motor vehicle/pedestrian accident (MV Ped)	2	8	4.00	0.54	0.27	1.13	2.26
324-Motor vehicle accident with no injuries.	1	7	7.00	0.22	0.22	1.54	1.54
357-Extrication of victim(s) from machinery	1	4	4.00	0.32	0.32	1.28	1.28
400-Hazardous condition, other	2	13	6.50	1.05	0.52	3.22	6.44
411-Gasoline or other flammable liquid spill	3	11	3.67	0.93	0.31	1.10	3.29
440-Electrical wiring/equipment problem, other	1	5	5.00	0.55	0.55	2.75	2.75
463-Vehicle accident, general cleanup	1	2	2.00	0.33	0.33	0.66	0.66
500-Service Call, other	1	3	3.00	0.63	0.63	1.89	1.89
531-Smoke or odor removal	1	4	4.00	0.38	0.38	1.52	1.52
550-Public service assistance, other	1	3	3.00	0.32	0.32	0.96	0.96
551-Assist police or other governmental agency	5	21	4.20	8.74	1.75	8.25	41.24
553-Public service	3	9	3.00	0.80	0.27	0.75	2.24
561-Unauthorized burning	3	11	3.67	1.10	0.37	1.38	4.14
611-Dispatched & canceled en route	5	22	4.40	0.43	0.09	0.40	1.99
622-No incident found on arrival at dispatch address	2	10	5.00	0.66	0.33	1.65	3.30
651-Smoke scare, odor of smoke	1	5	5.00	0.38	0.38	1.90	1.90
700-False alarm or false call, other	2	9	4.50	0.62	0.31	1.76	3.51
743-Smoke detector activation, no fire - unintentional	1	5	5.00	0.11	0.11	0.55	0.55
900-Special type of incident, other	1	5	5.00	6.00	6.00	30.00	30.00
Blank: Incident Type not Entered	0	0	0.00	0.00	0.00	0.00	0.00
Total and Averages for all Incident Types	86	328	3.81	97.73	1.14		398.00

# NFPA Analysis Report

Key Largo Fire Department

Date Range: From 03/01/2018 to 03/31/2018

Fixed Property:

FIRE IN STRUCTURES BY FIXED PROPERTY USE (OCCUPANCY)  (All in Section A Incident Type 110-129)	Number of Fires	Number of Civilian Fire Casualties. If none, write 0.		Estimated Property Damage from Fire. If no loss, write 0.
		Deaths	Injuries	
1. Private Dwellings (1 or 2 family), including mobile homes (FPU 400-419)	0	0	0	\$0
2. Apartments (3 or more families) FPU 429 or FPU 439)	0	0	0	\$0
3. Hotels and Motels (FPU 449)	0	0	0	\$0
4. All other residential (dormitories, boarding houses, tents, etc.) (FPU 459-499)	0	0	0	\$0
<b>5. TOTAL OTHER RESIDENTIAL FIRES (SHOULD BE SUM OF LINES 1 THROUGH 4)</b>	<b>0</b>	<b>0</b>	<b>0</b>	<b>\$0</b>
6. Public Assembly (church, restaurant, clubs, etc.) (FPU 100-199)	0	0	0	\$0
7. Schools and Colleges (FPU 200-299)	0	0	0	\$0
8. Health Care and Penal Institutions (hospitals, nursing homes, prisons, etc.) (FPU 300-399)	0	0	0	\$0
9. Stores and Offices (FPU 500-599)	0	0	0	\$0
10. Industry, Utility, Defense, Laboratories, Manufacturing (FPU 600-799)	0	0	0	\$0
11. Storage in Structures (barns, vehicle storage garages, general storage, etc.) (FPU 800-899)	0	0	0	\$0
12. Other Structures** (outbuildings, bridges, etc.) (FPU 900-999)	0	0	0	\$0
<b>13. TOTALS FOR STRUCTURE FIRES (SHOULD BE SUM OF LINES 5 THROUGH 12)</b>	<b>0</b>	<b>0</b>	<b>0</b>	<b>\$0</b>

## B. OTHER FIRE AND INCIDENTS

14a. Fires in Highway Vehicles (autos, trucks, buses, etc.) (IT 131-132, 136-137)	2	0	0	\$40,000
14b. Fires in Other Vehicles (planes, trains, ships, construction or farm vehicles, etc.) (IT 130, 133-135, 138)	0	0	0	\$0
15. Fires outside of Structures with Value Involved, but Not Vehicles (outside storage, crops, timber, etc. (IT 140, 141, 161, 162, 164, 170-173)	0	0	0	\$0
16. Fires in Brush, Grass, Wildland (excluding crops and timber) with no value involved. (IT 142-143)	0	0	0	
17. Fires in Rubbish, including Dumpsters (outside of structures), with no value involved. (IT 150-155)	0	0	0	
18. All Other Fires. (IT 100, 160, 163)	1	0	0	\$0
<b>19. TOTAL FOR FIRES (SHOULD BE SUM OF LINES 13 THROUGH 18)</b>	<b>3</b>	<b>0</b>	<b>0</b>	<b>\$40,000</b>
20. Rescue, Emergency Medical Responses (ambulance, EMS, rescue) (IT 300-381)	50			
21. False Alarm Responses (malicious or unintentional false calls, system malfunctions, bomb scares) (IT 700-746)	3			
22. Mutual Aid or Assistance Responses Given	2			
23a. Hazardous Materials Responses (spills, leaks, etc.) (IT 410-431)	3			
23b. Other Hazardous Conditions (arcing wires, bomb removal, power line down, etc.) (IT 440-482, 400)	4			
24. All Other Responses (smoke scares, lock-outs, animal rescues, etc.) (IT 200-251, 500-699, 800-911)	21			
<b>25. TOTAL FOR ALL INCIDENTS (SHOULD BE SUM OF LINES 19 THROUGH 24)</b>	<b>86</b>			

Based on what is reported in lines 5 and 13 for number of fire above, please report separately:

*Confined fires (e.g., cooking fires confined to cooking vessel, or chimney fire that did not spread beyond chimney, or confined trash fires) IIT 113 - 118), and Nonconfined fires (IT 110 - 112, 120 - 123).*

	Number of Confined Fires	Number of Nonconfined Fires
5. Residential Fires (line 5 above)	0	0
13. Structure Fires (line 13 above)	0	0

## BREAKDOWN OF FALSE ALARM RESPONSES

1. Malicious, Mischievous False Call (IT 710-715)	0
2. System Malfunction (IT 700-739)	0
3. Unintentional (tripping on Interior device accidentally etc.) (IT 740-749)	1
4. Other False Alarms (bomb scares, etc.) (IT 721, 700)	2

# Incident Run Log

## Key Largo Fire Department

Date Range: From 03/01/2018 to 03/31/2018

Fixed Property:

Company: All Companies

Sorted by: Not selected

Date	FDID	Incident#	Alarm	###	Address	Suite	Type	Lgth
03/01/2018	38032	2018-000148	05:45	97.5	OVERSEAS HIGHWAY		Vehicle accident, general cleanup	0.3
03/03/2018	38032	2018-000149	00:00	102	OVERSEAS HIGHWAY		Service Call, other	0.6
03/03/2018	38032	2018-000150	11:21	9962	OVERSEAS HWY		Motor vehicle accident with injuries	0.7
03/03/2018	38032	2018-000151	15:16	1014	OVERSEAS HWY		Medical assist, assist EMS crew	0.6
03/03/2018	38032	2018-000154	21:26	1036	OVERSEAS HWY	LOT	Medical assist, assist EMS crew	0.7
03/03/2018	38032	2018-000152	23:03	18	NORTH BOUNTY LANE		False alarm or false call, other	0.6
03/04/2018	38032	2018-000153	03:14	97	OVERSEAS HWY		Motor vehicle accident with injuries	0.2
03/04/2018	38032	2018-000155	12:17	9871	OVERSEAS HWY		Rescue, EMS incident, other	0.0
03/04/2018	38032	2018-000156	14:21	104	OVERSEAS HWY		Motor vehicle accident with injuries	-23.4
03/06/2018	38032	2018-000157	10:53	1015	OVERSEAS HIGHWAY		Motor vehicle accident with injuries	0.5
03/06/2018	38032	2018-000158	16:34	1	EAST DRIVE		Public service	0.0
03/06/2018	38032	2018-000159	17:03	1304	CALDER RD		Public service	0.0
03/06/2018	38032	2018-000160	21:50	815	SOUTH EMERALD DRIVE		Dispatched & canceled en route	0.3
03/06/2018	38032	2018-000161	22:10	106	OVERSEAS HWY		Hazardous condition, other	0.6
03/07/2018	38032	2018-000162	13:26	97	OVERSEAS HWY		Motor vehicle accident with injuries	0.3
03/07/2018	38032	2018-000163	17:09	419	MAHOGNAY AVENUE		Extrication of victim(s) from machinery	0.3
03/07/2018	38032	2018-000164	17:15	9871	OVERSEAS HWY		Rescue, EMS incident, other	1.1
03/07/2018	38032	2018-000166	18:50	106	OVERSEAS HWY		EMS call, excluding vehicle accident with injury	0.0
03/07/2018	38032	2018-000165	18:52		TINA PLACE		Smoke scare, odor of smoke	0.4
03/08/2018	38032	2018-000167	16:11	1050	OVERSEAS HWY		Medical assist, assist EMS crew	0.4
03/08/2018	38032	2018-000168	19:37	9266	OVERSEAS HWY		Dispatched & canceled en route	0.1
03/08/2018	38032	2018-000169	22:01	1060	OVERSEAS HWY		Medical assist, assist EMS crew	0.4
03/09/2018	38032	2018-000170	05:23	110	OVERSEAS HWY		Motor vehicle accident with injuries	2.0
03/09/2018	38032	2018-000171	09:01	1056	OVERSEAS HIGHWAY		Emergency medical service incident, other	0.2
03/09/2018	38032	2018-000172	12:43	101	OVERSEAS HWY		Motor vehicle accident with injuries	0.8
03/09/2018	38032	2018-000173	13:50	15	GARDEN COVE LN		No incident found on arrival at dispatch address	0.3
03/09/2018	38032	2018-000174	16:01	1026	OVERSEAS HWY		Motor vehicle accident with injuries	0.8
03/09/2018	38032	2018-000175	16:01	9871	OVERSEAS HWY		Rescue, EMS incident, other	0.0
03/10/2018	38032	2018-000176	05:38	479	BAHIA AVE		Fire, other	0.5
03/10/2018	38032	2018-000177	17:38	9841	OVERSEAS HIGHWAY		Unauthorized burning	0.3
03/10/2018	38032	2018-000178	18:23	60	BONEFISH AVENUE		Unauthorized burning	0.4
03/10/2018	38032	2018-000179	20:45	9863	OVERSEAS HIGHWAY		Assist police or other governmental agency	0.9
03/11/2018	38032	2018-000184	09:46	C1	COUNTY ROAD 905		EMS call, excluding vehicle accident with injury	0.4
03/11/2018	38032	2018-000182	12:22	1026	OVERSEAS HWY		Medical assist, assist EMS crew	0.4
03/11/2018	38032	2018-000181	15:12	1026	OVERSEAS HWY		Medical assist, assist EMS crew	1.0
03/11/2018	38032	2018-000185	18:42	1079	OVERSEAS HWY		EMS call, excluding vehicle accident with injury	1.1
03/11/2018	38032	2018-000180	18:55	1048	OVERSEAS HWY		Rescue, EMS incident, other	0.9
03/11/2018	38032	2018-000183	19:50	29	HENRY MORGAN DRIVE		Unauthorized burning	0.4
03/12/2018	38032	2018-000187	16:16	1	EAST DR		Public service assistance, other	0.3
03/12/2018	38032	2018-000186	17:33	1026	OVERSEAS HWY		Passenger vehicle fire	0.6
03/13/2018	38032	2018-000188	12:06	529	SOUND DRIVE		Dispatched & canceled en route	0.0
03/13/2018	38032	2018-000189	13:20	1022	OVERSEAS HWY		Assist police or other governmental agency	0.3
03/13/2018	38032	2018-000190	16:41	60	BONEFISH AVE		EMS call, excluding vehicle accident with injury	0.0
03/13/2018	38032	2018-000191	22:28	34	EAST 1ST AVE		EMS call, excluding vehicle accident with injury	0.4
03/14/2018	38032	2018-000192	13:17		SNAPPER AVE		Motor vehicle/pedestrian accident (MV Ped)	0.2
03/15/2018	38032	2018-000208	16:37	10	2nd AVENUE		Medical assist, assist EMS crew	0.2
03/16/2018	38032	2018-000207	10:21	1107	HERON ROAD		Public service	0.2
03/16/2018	38032	2018-000209	12:56	4	JEAN LAFITE DRIVE		Medical assist, assist EMS crew	0.1
03/16/2018	38032	2018-000210	13:12	1	JANET PLACE		Medical assist, assist EMS crew	0.3
03/16/2018	38032	2018-000211	13:30	9949	OVERSEAS HIGHWAY		EMS call, excluding vehicle accident with injury	0.3
03/17/2018	38032	2018-000193	09:00	1041	OVERSEAS HWY		Special type of incident, other	6.0
03/17/2018	38032	2018-000195	11:24	103	OVERSEAS HWY		Passenger vehicle fire	0.6
03/17/2018	38032	2018-000196	13:01	1041	OVERSEAS HWY		Medical assist, assist EMS crew	0.1
03/17/2018	38032	2018-000194	17:44	9981	OVERSEAS HWY		Gasoline or other flammable liquid spill	0.5
03/17/2018	38032	2018-000201	22:05	103	OVERSEAS HWY		Motor vehicle accident with injuries	0.2
03/18/2018	38032	2018-000197	09:37	7	BONITA AVE		Motor vehicle accident with injuries	0.4
03/18/2018	38032	2018-000198	20:42	208	WILDWOOD CIRCLE		Dispatched & canceled en route	0.1
03/18/2018	38032	2018-000200	21:53	362	RYAN AVE		Medical assist, assist EMS crew	0.4
03/18/2018	38032	2018-000199	22:36	95	OVERSEAS HWY		Motor vehicle/pedestrian accident (MV Ped)	0.3

Date	FDID	Incident#	Alarm	###	Address	Suite	Type	Lgth
03/19/2018	38032	2018-000202	08:13	216	WILDWOOD CIR		Dispatched & canceled en route	0.0
03/19/2018	38032	2018-000203	19:21	102	OVERSEAS HWY		Smoke or odor removal	0.4
03/20/2018	38032	2018-000204	09:40	4	BLACKWATER LN		Rescue, EMS incident, other	0.0
03/21/2018	38032	2018-000205	09:15	1056	OVERSEAS		Emergency medical service incident, other	0.0
03/21/2018	38032	2018-000206	10:15	184	BUTTONWOOD AVE.-101.0-B/S		Gasoline or other flammable liquid spill	0.0
03/21/2018	38032	2018-000212	22:15	99	CORAL DRIVE		No incident found on arrival at dispatch address	0.3
03/23/2018	38032	2018-000213	07:46	9949	OVERSEAS HIGHWAY		Gasoline or other flammable liquid spill	0.0
03/23/2018	38032	2018-000214	11:25	153	AVENUE C		Medical assist, assist EMS crew	0.3
03/23/2018	38032	2018-000215	15:52		TRANSILVANIA AVE		Motor vehicle accident with injuries	0.4
03/23/2018	38032	2018-000216	23:04	1041	OVERSEAS HWY		Medical assist, assist EMS crew	0.6
03/24/2018	38032	2018-000217	19:15	112	COASTAL DR		False alarm or false call, other	0.1
03/25/2018	38032	2018-000218	16:58	4	N BLACKWATER LN		Medical assist, assist EMS crew	1.0
03/26/2018	38032	2018-000219	19:40	105	OVERSEAS HWY		Motor vehicle accident with no injuries.	0.2
03/27/2018	38032	2018-000242	12:49	C7	CARD SOUND ROAD		Motor vehicle accident with injuries	0.4
03/27/2018	38032	2018-000241	14:42	8650	OVERSEAS HIGHWAY		Assist police or other governmental agency	6.5
03/28/2018	38032	2018-000220	08:22	1043	OVERSEAS HWY	A204	Electrical wiring/equipment problem, other	0.6
03/29/2018	38032	2018-000221	12:50	106	OVERSEAS HWY		Assist police or other governmental agency	0.3
03/29/2018	38032	2018-000222	15:15	5.5M	C905		Motor vehicle accident with injuries	0.0
03/29/2018	38032	2018-000223	17:00	494	CARRIBEAN DRIVE		Smoke detector activation, no fire - unintentional	0.1
03/29/2018	38032	2018-000224	17:37	10	COCONUT DRIVE		Assist police or other governmental agency	0.7
03/30/2018	38032	2018-000229	09:30	29	BUNTING DR		Medical assist, assist EMS crew	0.5
03/30/2018	38032	2018-000225	19:58	109	OVERSEAS HWY		Motor vehicle accident with injuries	0.7
03/30/2018	38032	2018-000226	20:37	18	CORRINE PLACE		Medical assist, assist EMS crew	0.4
03/31/2018	38032	2018-000227	01:12	155	101551 OVERSEAS HWY		Hazardous condition, other	0.5
03/31/2018	38032	2018-000228	08:35	101	OVERSEAS HWY		Motor vehicle accident with injuries	0.6
03/31/2018	38032	2018-000230	20:31	57	GARDEN COVE		EMS call, excluding vehicle accident with injury	0.6
03/31/2018	38032	2018-000231	20:49	1040	OVERSEAS HWY		Medical assist, assist EMS crew	0.6








Total Number of Incidents: 86  
Total Length of Incidents: 22.2 Hours

# Alarms by Day of Week

Key Largo Fire Department

Date Range: From 03/01/2018 to 03/31/2018

Fixed Property:

Day of Week		Totals
Sunday		14
Monday		5
Tuesday		12
Wednesday		10
Thursday		9
Friday		17
Saturday		19

No Date 0  
Total Alarms 86