

Manpower Analysis by Incident

Key Largo Fire Department

Date Range: From 09/01/2017 to 09/30/2017
 Fixed Property:
 Company: All Companies

Incident Type	Incident Count	Number Attended	Average Attended	Total Length (hrs)	Average Length (hrs)	Average Man Hours	Total Man Hours
111-Building fire	2	10	5.00	2.20	1.10	6.35	12.70
132-Road freight or transport vehicle fire	1	8	8.00	0.20	0.20	1.60	1.60
300-Rescue, EMS incident, other	2	6	3.00	1.08	0.54	1.74	3.48
311-Medical assist, assist EMS crew	5	17	3.40	1.67	0.33	1.12	5.62
320-Emergency medical service incident, other	1	4	4.00	0.15	0.15	0.60	0.60
321-EMS call, excluding vehicle accident with injury	9	21	2.33	3.74	0.42	0.95	8.57
322-Motor vehicle accident with injuries	10	34	3.40	4.98	0.50	1.64	16.35
324-Motor vehicle accident with no injuries.	5	19	3.80	1.16	0.23	1.07	5.37
411-Gasoline or other flammable liquid spill	1	2	2.00	0.33	0.33	0.66	0.66
412-Gas leak (natural gas or LPG)	1	5	5.00	1.08	1.08	5.40	5.40
444-Power line down	1	2	2.00	0.42	0.42	0.84	0.84
552-Police matter	1	2	2.00	0.17	0.17	0.34	0.34
553-Public service	2	5	2.50	0.78	0.39	0.95	1.91
611-Dispatched & canceled en route	5	17	3.40	0.34	0.07	0.21	1.03
651-Smoke scare, odor of smoke	1	3	3.00	0.30	0.30	0.90	0.90
745-Alarm system activation, no fire - unintentional	7	25	3.57	1.73	0.25	0.77	5.41
813-Wind storm, tornado/hurricane assessment	3	19	6.33	8.40	2.80	17.61	52.84
900-Special type of incident, other	1	7	7.00	0.73	0.73	5.11	5.11
Blank. Incident Type not Entered	127	0	0.00	0.00	0.00	0.00	0.00
Total and Averages for all Incident Types	185	206	1.11	29.46	0.16	128.73	128.73

NFPA Analysis Report

Key Largo Fire Department

Date Range: From 09/01/2017 to 09/30/2017

Fixed Property:

FIRE IN STRUCTURES BY FIXED PROPERTY USE (OCCUPANCY) (All in Section A Incident Type 110-129)	Number of Fires	Number of Civilian Fire Casualties. If none, write 0.		Estimated Property Damage from Fire. If no loss, write 0.
		Deaths	Injuries	
1. Private Dwellings (1 or 2 family), Including mobile homes (FPU 400-419)	1	0	0	\$0
2. Apartments (3 or more families) FPU 429 or FPU 439)	0	0	0	\$0
3. Hotels and Motels (FPU 449)	0	0	0	\$0
4. All other residential (dormitories, boarding houses, tents, etc.) (FPU 459-499)	0	0	0	\$0
5. TOTAL OTHER RESIDENTIAL FIRES (SHOULD BE SUM OF LINES 1 THROUGH 4)	1	0	0	\$0
6. Public Assembly (church, restaurant, clubs, etc.) (FPU 100-199)	0	0	0	\$0
7. Schools and Colleges (FPU 200-299)	0	0	0	\$0
8. Health Care and Penal Institutions (hospitals, nursing homes, prisons, etc.) (FPU 300-399)	0	0	0	\$0
9. Stores and Offices (FPU 500-599)	0	0	0	\$0
10. Industry, Utility, Defense, Laboratories, Manufacturing (FPU 600-799)	0	0	0	\$0
11. Storage in Structures (barns, vehicle storage garages, general storage, etc.) (FPU 800-899)	0	0	0	\$0
12. Other Structures** (outbuildings, bridges, etc.) (FPU 900-999)	0	0	0	\$0
13. TOTALS FOR STRUCTURE FIRES (SHOULD BE SUM OF LINES 5 THROUGH 12)	1	0	0	\$0

B. OTHER FIRE AND INCIDENTS				
14a. Fires in Highway Vehicles (autos, trucks, buses, etc.) (IT 131-132, 136-137)	1	0	0	\$0
14b. Fires in Other Vehicles (planes, trains, ships, construction or farm vehicles, etc.) (IT 130, 133-135, 138)	0	0	0	\$0
15. Fires outside of Structures with Value Involved, but Not Vehicles (outside storage, crops, timber, etc. (IT 140, 141, 161, 162, 164, 170-173)	0	0	0	\$0
16. Fires in Brush, Grass, Wildland (excluding crops and timber) with no value involved. (IT 142-143)	0	0	0	
17. Fires in Rubbish, Including Dumpsters (outside of structures), with no value involved. (IT 150-155)	0	0	0	
18. All Other Fires. (IT 100, 160, 163)	0	0	0	\$0
19. TOTAL FOR FIRES (SHOULD BE SUM OF LINES 13 THROUGH 18)	2	0	0	\$0
20. Rescue, Emergency Medical Responses (ambulance, EMS, rescue) (IT 300-381)	32			
21. False Alarm Responses (malicious or unintentional false calls, system malfunctions, bomb scares) (IT 700-746)	7			
22. Mutual Aid or Assistance Responses Given	1			
23a. Hazardous Materials Responses (spills, leaks, etc.) (IT 410-431)	2			
23b. Other Hazardous Conditions (arcing wires, bomb removal, power line down, etc.) (IT 440-482, 400)	1			
24. All Other Responses (smoke scares, lock-outs, animal rescues, etc.) (IT 200-251, 500-699, 800-911)	140			
25. TOTAL FOR ALL INCIDENTS (SHOULD BE SUM OF LINES 19 THROUGH 24)	185			

Based on what is reported in lines 5 and 13 for number of fire above, please report separately:

Confined fires (e.g., cooking fires confined to cooking vessel, or chimney fire that did not spread beyond chimney, or confined trash fires) IIT 113 - 118), and Nonconfined fires (IT 110 - 112, 120 - 123).

	Number of Confined Fires	Number of Nonconfined Fires
5. Residential Fires (line 5 above)	0	1
13. Structure Fires (line 13 above)	0	1

BREAKDOWN OF FALSE ALARM RESPONSES	
1. Malicious, Mischievous False Call (IT 710-715)	0
2. System Malfunction (IT 700-739)	0
3. Unintentional (tripping on interior device accidentally etc.) (IT 740-749)	7
4. Other False Alarms (bomb scares, etc.) (IT 721, 700)	0

Incident Run Log

Key Largo Fire Department

Date Range: From 09/01/2017 to 09/30/2017
 Fixed Property:
 Company: All Companies
 Sorted by: Not selected

Date	FDID	Incident#	Alarm	###	Address	Suite	Type	Lgth
09/02/2017	38032	2017-000674	09:30	110	OVERSEAS HWY		Motor vehicle accident with injuries	0.3
09/02/2017	38032	2017-000673	10:36	99	OVERSEAS HIGHWAY		Motor vehicle accident with injuries	0.4
09/02/2017	38032	2017-000675	10:44	111	OVERSEAS HWY		Motor vehicle accident with injuries	0.6
09/02/2017	38032	2017-000683	14:15	102	OVERSEAS HWY		Motor vehicle accident with injuries	0.2
09/02/2017	38032	2017-000684	14:48	9570	OVERSEAS HIGHWAY		Dispatched & canceled en route	0.0
09/02/2017	38032	2017-000676	21:18	4	N BLACKWATER LN	203	Medical assist, assist EMS crew	0.5
09/02/2017	38032	2017-000685	22:39	28	OCEAN DRIVE		EMS call, excluding vehicle accident with injury	0.5
09/02/2017	38032	2017-000677	23:05	218	HIBISCUS LN		Medical assist, assist EMS crew	0.3
09/02/2017	38032	2017-000686	23:17	626	LA PALOMA ROAD		Dispatched & canceled en route	0.0
09/03/2017	38032	2017-000678	07:14	1076	OVERSEAS HWY		EMS call, excluding vehicle accident with injury	0.4
09/03/2017	38032	2017-000679	07:50	1076	OVERSEAS HWY		Police matter	0.2
09/03/2017	38032	2017-000687	08:49	100	HAMMOCK TRAIL	1310	EMS call, excluding vehicle accident with injury	0.4
09/03/2017	38032	2017-000680	09:02	629	CABRERA ST		Medical assist, assist EMS crew	0.3
09/03/2017	38032	2017-000688	14:28	1035	OVERSEAS HIGHWAY		Dispatched & canceled en route	0.1
09/03/2017	38032	2017-000689	14:48	1025	OVERSEAS HIGHWAY		EMS call, excluding vehicle accident with injury	0.6
09/03/2017	38032	2017-000681	15:03	112	OVERSEAS HIGHWAY		Motor vehicle accident with injuries	0.4
09/03/2017	38032	2017-000690	15:22	336	LAGUNA AVE		Public service	0.4
09/03/2017	38032	2017-000682	18:30	220	REEF DR		EMS call, excluding vehicle accident with injury	0.1
09/04/2017	38032	2017-000691	00:25	103	OVERSEAS HIGHWAY		Motor vehicle accident with no injuries.	0.0
09/04/2017	38032	2017-000692	15:18	9925	OVERSEAS		Motor vehicle accident with no injuries.	0.0
09/06/2017	38032	2017-000697	10:45	877	ELLEN DRIVE		EMS call, excluding vehicle accident with injury	0.3
09/06/2017	38032	2017-000693	12:17	659	LAZY LANE		EMS call, excluding vehicle accident with injury	0.6
09/06/2017	38032	2017-000698	13:30	206	WILDWOOD CIRCLE		Emergency medical service incident, other	0.1
09/06/2017	38032	2017-000694	16:45	9960	OVERSEAS HWY		Gasoline or other flammable liquid spill	0.3
09/06/2017	38032	2017-000695	18:57	1018	ADAMS DR		EMS call, excluding vehicle accident with injury	0.5
09/06/2017	38032	2017-000696	19:35	1040	OVERSEAS HIGHWAY		Rescue, EMS incident, other	0.6
09/07/2017	38032	2017-000699	18:20	1026	OVERSEAS HWY		Motor vehicle accident with injuries	0.5
09/07/2017	38032	2017-000700	18:20	1040	OVERSEAS HIGHWAY		Rescue, EMS incident, other	0.0
09/07/2017	38032	2017-000701	23:03	51	SHORELAND DR		Alarm system activation, no fire - unintentional	0.3
09/08/2017	38032	2017-000702	03:47	1024	OVERSEAS HWY		Alarm system activation, no fire - unintentional	0.2
09/08/2017	38032	2017-000704	20:58					0.0
09/09/2017	38032	2017-000705	08:30					0.0
09/10/2017	38032	2017-000706	08:30					0.0
09/11/2017	38032	2017-000707	09:27					0.0
09/11/2017	38032	2017-000708	09:56					0.0
09/11/2017	38032	2017-000709	10:03					0.0
09/11/2017	38032	2017-000710	10:31					0.0
09/11/2017	38032	2017-000711	10:40					0.0
09/11/2017	38032	2017-000712	11:03					0.0
09/11/2017	38032	2017-000713	11:33					0.0
09/11/2017	38032	2017-000714	12:02					0.0
09/11/2017	38032	2017-000715	14:45					0.0
09/12/2017	38032	2017-000716	11:00					0.0
09/12/2017	38032	2017-000717	11:05	96	OVERSEAS HWY		Wind storm, tornado/hurricane assessment	1.9
09/12/2017	38032	2017-000718	11:33					0.0
09/12/2017	38032	2017-000719	11:52					0.0
09/12/2017	38032	2017-000720	12:13					0.0
09/12/2017	38032	2017-000721	13:19					0.0
09/12/2017	38032	2017-000722	15:30	92	OVERSEAS HWY		Wind storm, tornado/hurricane assessment	3.5
09/12/2017	38032	2017-000723	15:31					0.0
09/13/2017	38032	2017-000724	09:00					0.0
09/13/2017	38032	2017-000725	09:01	94	OVERSEAS HWY		Wind storm, tornado/hurricane assessment	3.0
09/13/2017	38032	2017-000726	10:00					0.0
09/13/2017	38032	2017-000727	10:15					0.0
09/13/2017	38032	2017-000728	11:00					0.0
09/13/2017	38032	2017-000729	11:36					0.0
09/13/2017	38032	2017-000730	13:00					0.0
09/13/2017	38032	2017-000731	13:16					0.0
09/13/2017	38032	2017-000732	15:50	802	BONITO AVE		Gas leak (natural gas or LPG)	1.1

Date	FDID	Incident#	Alarm	###	Address	Suite	Type	Lgth
09/13/2017	38032	2017-000733	19:00					0.0
09/13/2017	38032	2017-000734	19:09					0.0
09/13/2017	38032	2017-000735	19:18					0.0
09/14/2017	38032	2017-000736	09:05					0.0
09/14/2017	38032	2017-000737	09:10					0.0
09/14/2017	38032	2017-000738	09:22					0.0
09/14/2017	38032	2017-000739	09:32					0.0
09/14/2017	38032	2017-000740	10:05					0.0
09/14/2017	38032	2017-000741	10:08					0.0
09/14/2017	38032	2017-000742	10:15					0.0
09/14/2017	38032	2017-000743	10:18					0.0
09/14/2017	38032	2017-000744	10:20					0.0
09/14/2017	38032	2017-000745	10:27					0.0
09/14/2017	38032	2017-000746	11:05					0.0
09/14/2017	38032	2017-000747	12:11					0.0
09/14/2017	38032	2017-000748	13:40					0.0
09/14/2017	38032	2017-000749	13:49					0.0
09/14/2017	38032	2017-000750	14:25					0.0
09/14/2017	38032	2017-000751	14:41					0.0
09/14/2017	38032	2017-000752	15:02					0.0
09/14/2017	38032	2017-000753	16:04					0.0
09/14/2017	38032	2017-000754	16:46					0.0
09/14/2017	38032	2017-000755	16:57					0.0
09/14/2017	38032	2017-000756	17:30					0.0
09/14/2017	38032	2017-000757	17:30					0.0
09/15/2017	38032	2017-000758	10:30					0.0
09/15/2017	38032	2017-000759	11:00					0.0
09/15/2017	38032	2017-000760	11:20					0.0
09/15/2017	38032	2017-000761	12:20					0.0
09/15/2017	38032	2017-000762	12:45					0.0
09/15/2017	38032	2017-000763	13:00					0.0
09/15/2017	38032	2017-000764	15:00					0.0
09/15/2017	38032	2017-000765	15:15					0.0
09/15/2017	38032	2017-000766	17:15					0.0
09/15/2017	38032	2017-000767	19:00					0.0
09/15/2017	38032	2017-000768	19:43					0.0
09/15/2017	38032	2017-000769	20:36					0.0
09/15/2017	38032	2017-000770	23:23					0.0
09/16/2017	38032	2017-000771	01:14					0.0
09/16/2017	38032	2017-000772	11:24					0.0
09/16/2017	38032	2017-000773	11:25					0.0
09/16/2017	38032	2017-000774	12:54					0.0
09/16/2017	38032	2017-000775	13:45					0.0
09/16/2017	38032	2017-000776	13:56					0.0
09/16/2017	38032	2017-000777	16:28					0.0
09/16/2017	38032	2017-000778	17:35					0.0
09/17/2017	38032	2017-000779	01:20					0.0
09/17/2017	38032	2017-000780	05:54					0.0
09/17/2017	38032	2017-000781	06:20					0.0
09/17/2017	38032	2017-000782	06:29					0.0
09/17/2017	38032	2017-000783	10:00					0.0
09/17/2017	38032	2017-000784	10:14					0.0
09/17/2017	38032	2017-000785	10:17					0.0
09/17/2017	38032	2017-000786	11:09					0.0
09/17/2017	38032	2017-000787	11:15					0.0
09/17/2017	38032	2017-000788	11:44					0.0
09/17/2017	38032	2017-000789	19:02					0.0
09/18/2017	38032	2017-000790	08:36					0.0
09/18/2017	38032	2017-000791	09:00					0.0
09/18/2017	38032	2017-000792	09:10					0.0
09/18/2017	38032	2017-000793	10:16					0.0
09/18/2017	38032	2017-000794	11:17					0.0
09/18/2017	38032	2017-000795	11:34					0.0

Date	FDID	Incident#	Alarm	###	Address	Suite	Type	Lgth
09/18/2017	38032	2017-000796	11:37					0.0
09/18/2017	38032	2017-000797	11:56					0.0
09/18/2017	38032	2017-000798	12:06					0.0
09/18/2017	38032	2017-000799	12:08					0.0
09/18/2017	38032	2017-000800	12:11					0.0
09/18/2017	38032	2017-000801	12:34					0.0
09/18/2017	38032	2017-000802	13:06					0.0
09/18/2017	38032	2017-000803	15:35					0.0
09/18/2017	38032	2017-000804	16:10					0.0
09/18/2017	38032	2017-000805	20:06					0.0
09/18/2017	38032	2017-000806	21:19					0.0
09/18/2017	38032	2017-000807	21:35					0.0
09/19/2017	38032	2017-000808	08:15					0.0
09/19/2017	38032	2017-000809	11:30					0.0
09/19/2017	38032	2017-000810	11:42					0.0
09/19/2017	38032	2017-000811	12:14					0.0
09/19/2017	38032	2017-000812	12:48					0.0
09/19/2017	38032	2017-000813	13:43					0.0
09/19/2017	38032	2017-000814	14:25					0.0
09/19/2017	38032	2017-000815	15:29					0.0
09/19/2017	38032	2017-000816	20:00					0.0
09/19/2017	38032	2017-000817	21:14					0.0
09/19/2017	38032	2017-000818	23:06					0.0
09/19/2017	38032	2017-000819	23:35					0.0
09/20/2017	38032	2017-000820	08:10					0.0
09/20/2017	38032	2017-000821	08:34					0.0
09/20/2017	38032	2017-000822	09:50					0.0
09/20/2017	38032	2017-000823	11:15					0.0
09/20/2017	38032	2017-000824	12:56					0.0
09/20/2017	38032	2017-000825	13:20					0.0
09/20/2017	38032	2017-000826	13:28					0.0
09/20/2017	38032	2017-000827	14:56					0.0
09/21/2017	38032	2017-000828	08:35					0.0
09/21/2017	38032	2017-000829	10:07					0.0
09/21/2017	38032	2017-000830	11:30					0.0
09/21/2017	38032	2017-000831	11:45					0.0
09/21/2017	38032	2017-000832	19:30					0.0
09/21/2017	38032	2017-000833	20:15					0.0
09/21/2017	38032	2017-000703	22:34					0.0
09/22/2017	38032	2017-000834	12:54		MIRAMAR DR		Motor vehicle accident with injuries	0.3
09/22/2017	38032	2017-000835	14:43	98	OVERSEAS HWY		Motor vehicle accident with no injuries.	0.1
09/22/2017	38032	2017-000867	18:40	MM1	OVERSEAS		Motor vehicle accident with injuries	0.7
09/23/2017	38032	2017-000837	08:42	1048	OVERSEAS HWY		Special type of incident, other	0.7
09/23/2017	38032	2017-000836	09:50	9700	OVERSEAS HWY		Dispatched & canceled en route	0.1
09/23/2017	38032	2017-000838	22:35	88	CORAL WAY		Medical assist, assist EMS crew	0.3
09/24/2017	38032	2017-000839	14:56	9745	OVERSEAS HWY		Alarm system activation, no fire - unintentional	0.1
09/24/2017	38032	2017-000840	17:20	78	HIBISCUS LANE		Road freight or transport vehicle fire	0.2
09/24/2017	38032	2017-000841	17:40		2ND AVE		Motor vehicle accident with no injuries.	0.5
09/25/2017	38032	2017-000842	05:29		1514 AQUEDUCT LN		Dispatched & canceled en route	0.1
09/25/2017	38032	2017-000843	07:24	97	OVERSEAS HWY		Motor vehicle accident with injuries	0.0
09/25/2017	38032	2017-000844	10:32	9975	OVERSEAS HWY		Alarm system activation, no fire - unintentional	0.1
09/26/2017	38032	2017-000845	00:54	832	BONITO LANE		Building fire	1.3
09/26/2017	38032	2017-000846	16:06	893	TROPICAL LANE-102.9-B/S-CROSS		Building fire	0.9
09/26/2017	38032	2017-000853	19:02	114	VALOIS BLVD.-905 C2.1-O/S-OCEA		EMS call, excluding vehicle accident with injury	0.0
09/28/2017	38032	2017-000848	10:48	9700	OVERSEAS HIGHWAY		Alarm system activation, no fire - unintentional	0.3
09/28/2017	38032	2017-000847	19:58	308	BUTTONWOOD CIRCLE		Smoke scare, odor of smoke	0.3
09/29/2017	38032	2017-000849	13:07	1020	OVERSEAS HWY		Motor vehicle accident with injuries	0.0
09/30/2017	38032	2017-000850	08:17	9940	OVERSEAS HWY		Motor vehicle accident with no injuries.	0.2
09/30/2017	38032	2017-000851	10:09	9600	OVERSEAS		Public service	0.0
09/30/2017	38032	2017-000854	11:15	99	OVERSEAS HWY		Power line down	0.4
09/30/2017	38032	2017-000852	11:51	1024	OVERSEAS		Alarm system activation, no fire - unintentional	0.3
09/30/2017	38032	2017-000855	12:46	9700	OVERSEAS HWY		Alarm system activation, no fire - unintentional	0.5
09/30/2017	38032	2017-000857	21:42	522	CARRIBIEAN BLVD.		Medical assist, assist EMS crew	0.3

Date	FDID	Incident#	Alarm	###	Address	Suite	Type	Lgth
------	------	-----------	-------	-----	---------	-------	------	------








Total Number of Incidents: 185
Total Length of Incidents: 26.0 Hours

Alarms by Day of Week

Key Largo Fire Department

Date Range: From 09/01/2017 to 09/30/2017

Fixed Property:

Day of Week		Totals
Sunday		24
Monday		32
Tuesday		23
Wednesday		26
Thursday		34
Friday		19
Saturday		27

No Date 0
Total Alarms 185