

# Manpower Analysis by Incident

Key Largo Fire Department

Date Range: From 02/01/2017 to 02/28/2017

Fixed Property:

Company: NORTH STATION 25, SO. KEY LARGO STA. 24,

Incident Type	Incident Count	Number Attended	Average Attended	Total Length (hrs)	Average Length (hrs)	Average Man Hours	Total Man Hours
111-Building fire	1	0	0.00	0.00	0.00	0.00	0.00
134-Water vehicle fire	1	9	9.00	5.20	5.20	46.80	46.80
142-Brush or brush-and-grass mixture fire	1	2	2.00	0.57	0.57	1.14	1.14
311-Medical assist, assist EMS crew	14	50	3.57	5.45	0.39	1.40	19.61
321-EMS call, excluding vehicle accident with injury	4	12	3.00	48.96	12.24	36.72	146.88
322-Motor vehicle accident with injuries	3	17	5.67	0.88	0.29	1.82	5.46
324-Motor vehicle accident with no injuries.	3	17	5.67	26.97	8.99	54.27	162.81
342-Search for person in water	3	2	0.67	3.92	1.31	1.31	3.92
441-Heat from short circuit (wiring), defective/worn	1	8	8.00	0.40	0.40	3.20	3.20
445-Arcing, shorted electrical equipment	2	7	3.50	1.02	0.51	1.78	3.56
551-Assist police or other governmental agency	1	3	3.00	0.17	0.17	0.51	0.51
611-Dispatched & canceled en route	1	4	4.00	0.03	0.03	0.12	0.12
631-Authorized controlled burning	1	0	0.00	0.23	0.23	0.00	0.00
700-False alarm or false call, other	1	3	3.00	0.12	0.12	0.36	0.36
721-Bomb scare - no bomb	1	3	3.00	0.18	0.18	0.54	0.54
743-Smoke detector activation, no fire - unintentional	1	6	6.00	0.27	0.27	1.62	1.62
745-Alarm system activation, no fire - unintentional	2	11	5.50	0.73	0.36	1.83	3.67
Blank. Incident Type not Entered	0	0	0.00	0.00	0.00	0.00	0.00
Total and Averages for all Incident Types	41	154	3.76	95.10	2.32	400.20	400.20

# NFPA Analysis Report

Key Largo Fire Department

Date Range: From 02/01/2017 to 02/28/2017

Fixed Property:

FIRE IN STRUCTURES BY FIXED PROPERTY USE (OCCUPANCY)  (All in Section A Incident Type 110-129)	Number of Fires	Number of Civilian Fire Casualties. If none, write 0.		Estimated Property Damage from Fire. If no loss, write 0.
		Deaths	Injuries	
1. Private Dwellings (1 or 2 family), including mobile homes (FPU 400-419)	0	0	0	\$0
2. Apartments (3 or more families) FPU 429 or FPU 439)	0	0	0	\$0
3. Hotels and Motels (FPU 449)	0	0	0	\$0
4. All other residential (dormitories, boarding houses, tents, etc.) (FPU 459-499)	0	0	0	\$0
5. TOTAL OTHER RESIDENTIAL FIRES (SHOULD BE SUM OF LINES 1 THROUGH 4)	0	0	0	\$0
6. Public Assembly (church, restaurant, clubs, etc.) (FPU 100-199)	0	0	0	\$0
7. Schools and Colleges (FPU 200-299)	0	0	0	\$0
8. Health Care and Penal Institutions (hospitals, nursing homes, prisons, etc.) (FPU 300-399)	0	0	0	\$0
9. Stores and Offices (FPU 500-599)	0	0	0	\$0
10. Industry, Utility, Defense, Laboratories, Manufacturing (FPU 600-799)	0	0	0	\$0
11. Storage in Structures (barns, vehicle storage garages, general storage, etc.) (FPU 800-899)	0	0	0	\$0
12. Other Structures** (outbuildings, bridges, etc.) (FPU 900-999)	1	0	0	\$0
13. TOTALS FOR STRUCTURE FIRES (SHOULD BE SUM OF LINES 5 THROUGH 12)	1	0	0	\$0

B. OTHER FIRE AND INCIDENTS				
14a. Fires in Highway Vehicles (autos, trucks, buses, etc.) (IT 131-132, 136-137)	0	0	0	\$0
14b. Fires in Other Vehicles (planes, trains, ships, construction or farm vehicles, etc.) (IT 130, 133-135, 138)	1	0	0	\$700,000
15. Fires outside of Structures with Value Involved, but Not Vehicles (outside storage, crops, timber, etc. (IT 140, 141, 161, 162, 164, 170-173)	0	0	0	\$0
16. Fires in Brush, Grass, Wildland (excluding crops and timber) with no value involved. (IT 142-143)	1	0	0	
17. Fires in Rubbish, Including Dumpsters (outside of structures), with no value involved. (IT 150-155)	0	0	0	
18. All Other Fires. (IT 100, 160, 163)	1	0	0	\$0
19. TOTAL FOR FIRES (SHOULD BE SUM OF LINES 13 THROUGH 18)	4	0	0	\$700,000
20. Rescue, Emergency Medical Responses (ambulance, EMS, rescue) (IT 300-381)	41			
21. False Alarm Responses (malicious or unintentional false calls, system malfunctions, bomb scares) (IT 700-746)	7			
22. Mutual Aid or Assistance Responses Given	2			
23a. Hazardous Materials Responses (spills, leaks, etc.) (IT 410-431)	0			
23b. Other Hazardous Conditions (arcing wires, bomb removal, power line down, etc.) (IT 440-482, 400)	5			
24. All Other Responses (smoke scares, lock-outs, animal rescues, etc.) (IT 200-251, 500-699, 800-911)	8			
25. TOTAL FOR ALL INCIDENTS (SHOULD BE SUM OF LINES 19 THROUGH 24)	67			

Based on what is reported in lines 5 and 13 for number of fire above, please report separately:

Confined fires (e.g., cooking fires confined to cooking vessel, or chimney fire that did not spread beyond chimney, or confined trash fires) IIT 113 - 118), and Nonconfined fires (IT 110 - 112, 120 - 123).

	Number of Confined Fires	Number of Nonconfined Fires
5. Residential Fires (line 5 above)	0	0
13. Structure Fires (line 13 above)	0	1

BREAKDOWN OF FALSE ALARM RESPONSES	
1. Malicious, Mischievous False Call (IT 710-715)	0
2. System Malfunction (IT 700-739)	0
3. Unintentional (tripping on interior device accidentally etc.) (IT 740-749)	4
4. Other False Alarms (bomb scares, etc.) (IT 721, 700)	3

# Incident Run Log

## Key Largo Fire Department

Date Range: From 02/01/2017 to 02/28/2017

Fixed Property:

Company: All Companies

Sorted by: Not selected

Date	FDID	Incident#	Alarm	###	Address	Suite	Type	Lgth
02/01/2017	38032	2017-000088	01:22	917	S EMERALD DR		Medical assist, assist EMS crew	0.2
02/01/2017	38032	2017-000089	07:45		OVERSEAS HWY		Search for person in water	0.0
02/01/2017	38032	2017-000138	10:30		OVERSEAS HWY		Search for person in water	18.3
02/01/2017	38032	2017-000090	16:54	1034	OVERSEAS HWY		Motor vehicle accident with injuries	0.3
02/02/2017	38032	2017-000092	02:34	257	ATLANTIC BLVD		Water vehicle fire	5.2
02/02/2017	38032	2017-000140	08:50		OVERSEAS HWY		Search for person in water	9.7
02/02/2017	38032	2017-000093	18:36	325	CALOUSA ST	358	Heat from short circuit (wiring), defective/worn	0.4
02/03/2017	38032	2017-000095	12:10	100	OVERSEAS HWY		Motor vehicle accident with no injuries.	0.6
02/03/2017	38032	2017-000096	19:28	1020	OVERSEAS HWY		Alarm system activation, no fire - unintentional	0.5
02/04/2017	38032	2017-000094	05:17	101	OVERSEAS HWY		Arcing, shorted electrical equipment	0.5
02/04/2017	38032	2017-000099	12:22	1060	OVERSEAS HWY		Medical assist, assist EMS crew	0.3
02/04/2017	38032	2017-000100	12:39		LANCE AVE		Arcing, shorted electrical equipment	0.5
02/04/2017	38032	2017-000097	12:40	917	SOUTH EMERALD DV		Rescue, EMS incident, other	0.4
02/04/2017	38032	2017-000098	20:23	9953	OVERSEAS HWY		Motor vehicle accident with injuries	0.4
02/06/2017	38032	2017-000103	07:05	1	EAST DR		EMS call, excluding vehicle accident with injury	0.2
02/06/2017	38032	2017-000101	12:10	108	OVERSEAS HWY		Medical assist, assist EMS crew	0.3
02/07/2017	38032	2017-000102	16:06	24	SWALLOW RD		Medical assist, assist EMS crew	0.2
02/08/2017	38032	2017-000104	04:00	25	CORMORANT DR		EMS call, excluding vehicle accident with injury	0.3
02/08/2017	38032	2017-000105	08:47	3	PALM BEACH PALM BACH DR		Medical assist, assist EMS crew	0.3
02/08/2017	38032	2017-000106	09:31	9765	OVERSEAS HWY	C9	Medical assist, assist EMS crew	0.4
02/08/2017	38032	2017-000107	12:07	C1	905 HWY		Hazardous condition, other	0.1
02/08/2017	38032	2017-000108	19:45	1303	ALMAY DR		Smoke detector activation, no fire - unintentional	0.3
02/09/2017	38032	2017-000109	11:33	97	OVERSEAS HWY		Motor vehicle accident with no injuries.	0.2
02/09/2017	38032	2017-000110	16:33	1014	OVERSEAS HWY		Alarm system activation, no fire - unintentional	0.2
02/10/2017	38032	2017-000111	07:40	74	HARRY DAVIS CIR		Medical assist, assist EMS crew	0.3
02/10/2017	38032	2017-000112	16:20	1060	OVERSEAS HWY		Brush or brush-and-grass mixture fire	0.6
02/11/2017	38032	2017-000132	01:10	99	SEASIDE AVE		Building fire	10.3
02/11/2017	38032	2017-000113	01:47	99	SEASIDE AVE		Building fire	0.0
02/11/2017	38032	2017-000116	11:35	106	OVERSEAS HWY		Medical assist, assist EMS crew	0.4
02/11/2017	38032	2017-000114	11:54	14	JEW FISH AVE		Medical assist, assist EMS crew	0.5
02/11/2017	38032	2017-000117	13:49	24	SHALLOW RD		Public service assistance, other	0.3
02/11/2017	38032	2017-000118	20:04	28	TARPON AVE		Fire, other	0.3
02/11/2017	38032	2017-000115	20:45	309	SANCTUARY DR		Medical assist, assist EMS crew	0.9
02/12/2017	38032	2017-000119	19:19	758	MUSA DR		Medical assist, assist EMS crew	0.5
02/14/2017	38032	2017-000120	11:20	1079	OVERSEAS HWY		False alarm or false call, other	0.1
02/14/2017	38032	2017-000121	11:40	225	UPPER MATUCUMBE RD		EMS call, excluding vehicle accident with injury	0.3
02/15/2017	38032	2017-000122	17:12	102	OVERSEAS HWY		Motor vehicle accident with injuries	0.5
02/15/2017	38032	2017-000124	21:22	273	LARGO RD		EMS call, excluding vehicle accident with injury	0.2
02/16/2017	38032	2017-000123	08:25	9765	OVERSEAS HWY		Medical assist, assist EMS crew	0.4
02/17/2017	38032	2017-000125	09:49	1003	OVERSEAS HWY		Alarm system activation, no fire - unintentional	0.3
02/18/2017	38032	2017-000129	09:31	26	LEE AVE		Unauthorized burning	0.3
02/18/2017	38032	2017-000126	15:50	101	OVERSEAS HWY		Motor vehicle accident with injuries	0.2
02/18/2017	38032	2017-000130	17:07	726	LARGO RD		Medical assist, assist EMS crew	0.5
02/18/2017	38032	2017-000127	17:25	9920	OVERSEAS HWY		EMS call, excluding vehicle accident with injury	0.4
02/19/2017	38032	2017-000128	06:41		COCONUT DR		Smoke scare, odor of smoke	0.3
02/20/2017	38032	2017-000131	07:44	1045	OVERSEAS HWY	B	Lock-out	0.1
02/21/2017	38032	2017-000135	10:09	1100	OVERSEAS HWY		Motor vehicle accident with no injuries.	0.3
02/21/2017	38032	2017-000133	22:33	7	POISONWOOD RD		Medical assist, assist EMS crew	23.6
02/22/2017	38032	2017-000134	08:00	98	OVERSEAS HWY		Assist police or other governmental agency	0.2
02/22/2017	38032	2017-000136	14:21	45	JENNY LN		Bomb scare - no bomb	0.2
02/22/2017	38032	2017-000137	15:45	9700	OVERSEAS HWY		Motor vehicle accident with injuries	0.1
02/22/2017	38032	2017-000141	20:19	1053	OVERSEAS HWY		EMS call, excluding vehicle accident with injury	0.3
02/23/2017	38032	2017-000139	09:45	10	GULF DR		Medical assist, assist EMS crew	0.1
02/24/2017	38032	2017-000142	14:30	1016	OVERSEAS HWY		Medical assist, assist EMS crew	0.4
02/24/2017	38032	2017-000144	17:05	40	SEAGATE BLVD		Service Call, other	0.4
02/24/2017	38032	2017-000143	18:05	MM1	OVERSEAS HWY		Motor vehicle accident with injuries	0.8
02/24/2017	38032	2017-000146	20:05	1	EAST DR		EMS call, excluding vehicle accident with injury	0.5
02/24/2017	38032	2017-000145	22:17	9949	OVERSEAS HWY		Arcing, shorted electrical equipment	0.0
02/25/2017	38032	2017-000147	10:19	743	LARGO RD		Medical assist, assist EMS crew	0.4

Date	FDID	Incident#	Alarm	###	Address	Suite	Type	Lgth
02/25/2017	38032	2017-000148	14:59	1079	OVERSEAS HWY		Medical assist, assist EMS crew	0.4
02/25/2017	38032	2017-000149	20:48	107	OVERSEAS HWY		Motor vehicle accident with no injuries.	2.1
02/26/2017	38032	2017-000150	19:27	109	OVERSEAS HWY		False alarm or false call, other	0.1
02/26/2017	38032	2017-000151	19:36	1079	OVERSEAS HWY		EMS call, excluding vehicle accident with injury	0.1
02/27/2017	38032	2017-000152	14:17	1024	OVERSEAS HWY		Dispatched & canceled en route	0.0
02/28/2017	38032	2017-000153	10:45	113	OVERSEAS HWY		Medical assist, assist EMS crew	0.4
02/28/2017	38032	2017-000154	18:11	1218	CACTUS ST		Authorized controlled burning	0.2
02/28/2017	38032	2017-000155	21:05	1043	OVERSEAS HWY	D 203	Medical assist, assist EMS crew	0.3

Total Number of Incidents: 67








Total Length of Incidents: 88.1 Hours

# Alarms by Day of Week

Key Largo Fire Department

Date Range: From 02/01/2017 to 02/28/2017

Fixed Property:

Day of Week		Totals
Sunday		4
Monday		4
Tuesday		8
Wednesday		15
Thursday		7
Friday		10
Saturday		19

No Date 0  
Total Alarms 67