

# Manpower Analysis by Incident

Key Largo Fire Department

Date Range: From 01/01/2017 to 01/31/2017

Fixed Property:

Company: All Companies

Incident Type	Incident Count	Number Attended	Average Attended	Total Length (hrs)	Average Length (hrs)	Average Man Hours	Total Man Hours
121-Fire in mobile home used as fixed residence	2	16	8.00	3.04	1.52	11.86	23.72
122-Fire in motor home, camper, recreational vehicle	1	5	5.00	1.02	1.02	5.10	5.10
131-Passenger vehicle fire	1	5	5.00	0.70	0.70	3.50	3.50
143-Grass fire	1	7	7.00	0.50	0.50	3.50	3.50
154-Dumpster or other outside trash receptacle fire	1	3	3.00	0.53	0.53	1.59	1.59
300-Rescue, EMS incident, other	2	4	2.00	1.03	0.52	1.03	2.06
311-Medical assist, assist EMS crew	16	52	3.25	6.22	0.39	1.16	18.52
321-EMS call, excluding vehicle accident with injury	22	89	4.05	9.31	0.42	1.85	40.67
322-Motor vehicle accident with injuries	8	43	5.38	5.08	0.64	3.45	27.59
323-Motor vehicle/pedestrian accident (MV Ped)	1	3	3.00	0.38	0.38	1.14	1.14
324-Motor vehicle accident with no injuries.	3	9	3.00	1.33	0.44	1.33	3.99
342-Search for person in water	1	1	1.00	19.27	19.27	19.27	19.27
352-Extrication of victim(s) from vehicle	1	9	9.00	1.67	1.67	15.03	15.03
354-Trench/below-grade rescue	1	10	10.00	6.25	6.25	62.50	62.50
400-Hazardous condition, other	3	11	3.67	1.74	0.58	2.26	6.78
412-Gas leak (natural gas or LPG)	1	6	6.00	0.83	0.83	4.98	4.98
440-Electrical wiring/equipment problem, other	1	12	12.00	1.28	1.28	15.36	15.36
444-Power line down	2	10	5.00	0.98	0.49	2.59	5.18
445-Arcing, shorted electrical equipment	2	6	3.00	2.73	1.36	4.10	8.19
551-Assist police or other governmental agency	2	9	4.50	1.10	0.55	2.55	5.10
561-Unauthorized burning	2	7	3.50	0.95	0.47	1.69	3.38
611-Dispatched & canceled en route	2	6	3.00	0.04	0.02	0.06	0.12
622-No incident found on arrival at dispatch address	1	6	6.00	0.27	0.27	1.62	1.62
651-Smoke scare, odor of smoke	1	4	4.00	0.23	0.23	0.92	0.92
700-False alarm or false call, other	1	3	3.00	0.17	0.17	0.51	0.51
743-Smoke detector activation, no fire - unintentional	4	23	5.75	0.95	0.24	1.25	5.00
745-Alarm system activation, no fire - unintentional	4	14	3.50	1.31	0.33	1.16	4.63
746-Carbon monoxide detector activation, no CO	1	5	5.00	0.43	0.43	2.15	2.15
900-Special type of incident, other	1	3	3.00	0.40	0.40	1.20	1.20
Blank. Incident Type not Entered	0	0	0.00	0.00	0.00	0.00	0.00
Total and Averages for all Incident Types	89	381	4.28	69.74	0.78	293.30	293.30

# NFPA Analysis Report

Key Largo Fire Department

Date Range: From 01/01/2017 to 01/31/2017

Fixed Property:

FIRE IN STRUCTURES BY FIXED PROPERTY USE (OCCUPANCY)  (All in Section A Incident Type 110-129)	Number of Fires	Number of Civilian Fire Casualties. If none, write 0.		Estimated Property Damage from Fire. If no loss, write 0.
		Deaths	Injuries	
1. Private Dwellings (1 or 2 family), Including mobile homes (FPU 400-419)	2	0	0	\$0
2. Apartments (3 or more families) FPU 429 or FPU 439)	0	0	0	\$0
3. Hotels and Motels (FPU 449)	0	0	0	\$0
4. All other residential (dormitories, boarding houses, tents, etc.) (FPU 459-499)	0	0	0	\$0
<b>5. TOTAL OTHER RESIDENTIAL FIRES (SHOULD BE SUM OF LINES 1 THROUGH 4)</b>	<b>2</b>	<b>0</b>	<b>0</b>	<b>\$0</b>
6. Public Assembly (church, restaurant, clubs, etc.) (FPU 100-199)	0	0	0	\$0
7. Schools and Colleges (FPU 200-299)	0	0	0	\$0
8. Health Care and Penal Institutions (hospitals, nursing homes, prisons, etc.) (FPU 300-399)	0	0	0	\$0
9. Stores and Offices (FPU 500-599)	0	0	0	\$0
10. Industry, Utility, Defense, Laboratories, Manufacturing (FPU 600-799)	0	0	0	\$0
11. Storage in Structures (barns, vehicle storage garages, general storage, etc.) (FPU 800-899)	0	0	0	\$0
12. Other Structures** (outbuildings, bridges, etc.) (FPU 900-999)	1	0	0	\$0
<b>13. TOTALS FOR STRUCTURE FIRES (SHOULD BE SUM OF LINES 5 THROUGH 12)</b>	<b>3</b>	<b>0</b>	<b>0</b>	<b>\$0</b>

B. OTHER FIRE AND INCIDENTS				
14a. Fires in Highway Vehicles (autos, trucks, buses, etc.) (IT 131-132, 136-137)	1	0	0	\$0
14b. Fires in Other Vehicles (planes, trains, ships, construction or farm vehicles, etc.) (IT 130, 133-135, 138)	0	0	0	\$0
15. Fires outside of Structures with Value Involved, but Not Vehicles (outside storage, crops, timber, etc. (IT 140, 141, 161, 162, 164, 170-173)	0	0	0	\$0
16. Fires in Brush, Grass, Wildland (excluding crops and timber) with no value involved. (IT 142-143)	1	0	0	
17. Fires in Rubbish, Including Dumpsters (outside of structures), with no value involved. (IT 150-155)	1	0	0	
18. All Other Fires. (IT 100, 160, 163)	0	0	0	\$0
<b>19. TOTAL FOR FIRES (SHOULD BE SUM OF LINES 13 THROUGH 18)</b>	<b>6</b>	<b>0</b>	<b>0</b>	<b>\$0</b>
20. Rescue, Emergency Medical Responses (ambulance, EMS, rescue) (IT 300-381)	55			
21. False Alarm Responses (malicious or unintentional false calls, system malfunctions, bomb scares) (IT 700-746)	10			
22. Mutual Aid or Assistance Responses Given	0			
23a. Hazardous Materials Responses (spills, leaks, etc.) (IT 410-431)	1			
23b. Other Hazardous Conditions (arcing wires, bomb removal, power line down, etc.) (IT 440-482, 400)	8			
24. All Other Responses (smoke scares, lock-outs, animal rescues, etc.) (IT 200-251, 500-699, 800-911)	9			
<b>25. TOTAL FOR ALL INCIDENTS (SHOULD BE SUM OF LINES 19 THROUGH 24)</b>	<b>89</b>			

Based on what is reported in lines 5 and 13 for number of fire above, please report separately:  
*Confined fires (e.g., cooking fires confined to cooking vessel, or chimney fire that did not spread beyond chimney, or confined trash fires) IIT 113 - 118), and Nonconfined fires (IT 110 - 112, 120 - 123).*

	Number of Confined Fires	Number of Nonconfined Fires
5. Residential Fires (line 5 above)	0	2
13. Structure Fires (line 13 above)	0	3

BREAKDOWN OF FALSE ALARM RESPONSES	
1. Malicious, Mischievous False Call (IT 710-715)	0
2. System Malfunction (IT 700-739)	0
3. Unintentional (tripping on interior device accidentally etc.) (IT 740-749)	9
4. Other False Alarms (bomb scares, etc.) (IT 721, 700)	1

# Incident Run Log

## Key Largo Fire Department

Date Range: From 01/01/2017 to 01/31/2017

Fixed Property:

Company: All Companies

Sorted by: Not selected

Date	FDID	Incident#	Alarm	###	Address	Suite	Type	Lgth
01/01/2017	38032	2017-000001	00:19	127	MARINA AVE		Dumpster or other outside trash receptacle fire	0.5
01/01/2017	38032	2017-000002	03:10	1039	OVERSEAS HWY		EMS call, excluding vehicle accident with injury	0.5
01/01/2017	38032	2017-000005	12:46	99	OVERSEAS HWY		EMS call, excluding vehicle accident with injury	0.7
01/01/2017	38032	2017-000003	12:50	MM9	OVERSEAS HWY		Medical assist, assist EMS crew	0.5
01/01/2017	38032	2017-000006	13:29	1026	OVERSEAS HWY		Fire in motor home, camper, recreational vehicle	1.0
01/01/2017	38032	2017-000004	14:38	220	REEF DR		Rescue, EMS incident, other	0.5
01/02/2017	38032	2017-000007	00:02	714	N SILVER CIR		Medical assist, assist EMS crew	0.2
01/02/2017	38032	2017-000008	08:52	1	EAST DR		Medical assist, assist EMS crew	0.4
01/02/2017	38032	2017-000009	09:30	1120	OVERSEAS HWY		Motor vehicle accident with injuries	1.0
01/02/2017	38032	2017-000010	21:08	1053	OVERSEAS HWY		EMS call, excluding vehicle accident with injury	0.2
01/03/2017	38032	2017-000011	01:48	193	ATLANTIC BLVD		Arcing, shorted electrical equipment	1.1
01/04/2017	38032	2017-000012	12:58	325	CALUSA ST	304	Fire in mobile home used as fixed residence	1.7
01/04/2017	38032	2017-000013	17:20	216	LEE AVE		Medical assist, assist EMS crew	0.2
01/05/2017	38032	2017-000014	08:11	9750	OVERSEAS HWY		Smoke detector activation, no fire - unintentional	0.1
01/05/2017	38032	2017-000015	12:19	807	S RUBY DR		EMS call, excluding vehicle accident with injury	0.3
01/05/2017	38032	2017-000016	15:19	1010	OVERSEAS HWY		Passenger vehicle fire	0.7
01/06/2017	38032	2017-000017	06:55	74	HARRY DAVIS CIR		EMS call, excluding vehicle accident with injury	0.3
01/06/2017	38032	2017-000018	08:49	9750	OVERSEAS HWY		Smoke detector activation, no fire - unintentional	0.2
01/06/2017	38032	2017-000020	10:21	49	JENNY PL		EMS call, excluding vehicle accident with injury	1.0
01/06/2017	38032	2017-000019	10:32	1048	OVERSEAS HWY		EMS call, excluding vehicle accident with injury	0.7
01/06/2017	38032	2017-000021	13:47	9816	LEEWARD AVE		EMS call, excluding vehicle accident with injury	0.2
01/06/2017	38032	2017-000022	17:15	1	EAST DR		EMS call, excluding vehicle accident with injury	0.7
01/06/2017	38032	2017-000023	19:10	1040	OVERSEAS HWY		Rescue, EMS incident, other	0.5
01/07/2017	38032	2017-000029	19:39	38	VACA RD		Arcing, shorted electrical equipment	1.6
01/07/2017	38032	2017-000024	23:16	74	HIBISCUS LN		Hazardous condition, other	1.0
01/08/2017	38032	2017-000025	07:22	9600	OVERSEAS HWY	D2	Medical assist, assist EMS crew	1.0
01/08/2017	38032	2017-000026	10:57	920	ALHAMBRA DR		Medical assist, assist EMS crew	0.3
01/08/2017	38032	2017-000027	19:15	18	DOLPHIN RD		Unauthorized burning	0.5
01/09/2017	38032	2017-000028	06:04		SUNSET BLVD		Hazardous condition, other	0.6
01/09/2017	38032	2017-000034	19:30	1040	OVERSEAS HWY		EMS call, excluding vehicle accident with injury	0.3
01/09/2017	38032	2017-000030	20:20	9898	OVERSEAS HWY	5	Dispatched & canceled en route	0.0
01/09/2017	38032	2017-000031	21:10	1028	DOVE RD		Medical assist, assist EMS crew	0.5
01/10/2017	38032	2017-000032	11:38	1016	OVERSEAS HWY		Medical assist, assist EMS crew	0.3
01/10/2017	38032	2017-000035	16:30	1048	OVERSEAS HWY		False alarm or false call, other	0.2
01/10/2017	38032	2017-000033	16:41	103	OVERSEAS HWY		Motor vehicle accident with injuries	0.2
01/10/2017	38032	2017-000036	22:06	1014	OVERSEAS HWY		Smoke detector activation, no fire - unintentional	0.1
01/11/2017	38032	2017-000037	08:00	824	S RUBY DR		Medical assist, assist EMS crew	0.3
01/11/2017	38032	2017-000038	13:25	1	LIGNUMVITAE DR		Motor vehicle accident with injuries	0.6
01/11/2017	38032	2017-000039	16:00	103.	OVERSEAS HWY		Grass fire	0.5
01/11/2017	38032	2017-000040	20:13	206	ATLANTIC BLVD		Medical assist, assist EMS crew	0.4
01/11/2017	38032	2017-000041	21:06	1015	OVERSEAS HWY	96	EMS call, excluding vehicle accident with injury	0.7
01/12/2017	38032	2017-000042	08:19	208	UPPER MATECUMBE DR		Medical assist, assist EMS crew	0.4
01/12/2017	38032	2017-000043	13:24	9850	OVERSEAS HWY		Motor vehicle accident with no injuries.	0.9
01/13/2017	38032	2017-000044	10:16	95	OVERSEAS HWY		Motor vehicle accident with injuries	0.7
01/13/2017	38032	2017-000047	13:20	300	MORRIS LN		EMS call, excluding vehicle accident with injury	0.4
01/13/2017	38032	2017-000046	19:20	45	GARDEN COVE DR		EMS call, excluding vehicle accident with injury	0.3
01/14/2017	38032	2017-000045	01:20	100	OVERSEAS HWY		Medical assist, assist EMS crew	0.5
01/14/2017	38032	2017-000048	16:46	1010	OVERSEAS HWY		Motor vehicle accident with no injuries.	0.1
01/14/2017	38032	2017-000049	22:59	1024	OVERSEAS HWY		Alarm system activation, no fire - unintentional	0.3
01/15/2017	38032	2017-000050	23:06	915	S EMERALD DR		Medical assist, assist EMS crew	0.7
01/16/2017	38032	2017-000051	08:30	178	LONG KEY RD		Trench/below-grade rescue	6.3
01/16/2017	38032	2017-000052	14:52	1530	OCEAN BAY DR		Smoke detector activation, no fire - unintentional	0.5
01/19/2017	38032	2017-000054	14:06	1326	CALDER RD		Medical assist, assist EMS crew	0.1
01/19/2017	38032	2017-000053	15:44	1014	TARPON BASIN DR		Motor vehicle accident with injuries	0.8
01/20/2017	38032	2017-000057	10:40	1020	OVERSEAS HWY		Medical assist, assist EMS crew	0.3
01/20/2017	38032	2017-000058	11:19	220	LIGNUMVITAE DR		Carbon monoxide detector activation, no CO	0.4
01/20/2017	38032	2017-000055	22:14	103	OVERSEAS HWY		Smoke scare, odor of smoke	0.2
01/20/2017	38032	2017-000056	23:45	111	N OCEAN BAY DR		Hazardous condition, other	0.2
01/21/2017	38032	2017-000063	11:15	9750	OVERSEAS HWY		Alarm system activation, no fire - unintentional	0.3

Date	FDID	Incident#	Alarm	###	Address	Suite	Type	Lgth
01/21/2017	38032	2017-000059	16:14	103	OVERSEAS HWY		Extrication of victim(s) from vehicle	1.7
01/21/2017	38032	2017-000060	18:00	242	ATLANTIC AVE		EMS call, excluding vehicle accident with injury	0.2
01/21/2017	38032	2017-000061	18:14	305	BUTTONWOOD SHORES DR		EMS call, excluding vehicle accident with injury	0.8
01/21/2017	38032	2017-000062	19:28	1024	OVERSEAS HWY	244	EMS call, excluding vehicle accident with injury	0.3
01/22/2017	38032	2017-000064	08:52	822	S SILVER CIR		EMS call, excluding vehicle accident with injury	0.4
01/22/2017	38032	2017-000065	09:15	108	CORAL WAY		EMS call, excluding vehicle accident with injury	0.4
01/22/2017	38032	2017-000066	10:22	102	OVERSEAS HWY		Power line down	0.6
01/22/2017	38032	2017-000067	13:58	101	OVERSEAS HWY		Motor vehicle accident with injuries	0.8
01/23/2017	38032	2017-000068	00:55	36	JUDY PL		Assist police or other governmental agency	0.7
01/23/2017	38032	2017-000069	06:38	101	HIBISCUS LN		Assist police or other governmental agency	0.4
01/24/2017	38032	2017-000070	08:39	512	OLDSMAR LN		Fire in mobile home used as fixed residence	1.4
01/24/2017	38032	2017-000071	12:30	95.5	OVERSEAS HWY		Motor vehicle accident with injuries	0.8
01/25/2017	38032	2017-000073	12:47		CARD SOUND RD		Special type of incident, other	0.4
01/25/2017	38032	2017-000074	16:59	113	OVERSEAS HWY		No incident found on arrival at dispatch address	0.3
01/25/2017	38032	2017-000072	20:14	325	CALUSA ST	330	Electrical wiring/equipment problem, other	1.3
01/27/2017	38032	2017-000075	07:57	1020	OVERSEAS HWY		Motor vehicle/pedestrian accident (MV Ped)	0.4
01/27/2017	38032	2017-000076	16:45	850	NARAGANSETT LN		Unauthorized burning	0.4
01/27/2017	38032	2017-000077	18:05	52	HIBISCUS LN		EMS call, excluding vehicle accident with injury	0.3
01/28/2017	38032	2017-000078	15:23	101	OVERSEAS HWY		Motor vehicle accident with injuries	0.3
01/29/2017	38032	2017-000079	07:54	9571	OVERSEAS HWY		Power line down	0.3
01/29/2017	38032	2017-000080	15:43	1030	ADAMS DR		EMS call, excluding vehicle accident with injury	0.3
01/30/2017	38032	2017-000081	06:12	100	HAMMOCKS TRL		Alarm system activation, no fire - unintentional	0.4
01/30/2017	38032	2017-000082	07:00	100	HAMMOCKS TRL		Alarm system activation, no fire - unintentional	0.3
01/30/2017	38032	2017-000083	13:11	1024	OVERSEAS HWY		Dispatched & canceled en route	0.0
01/30/2017	38032	2017-000084	16:00	98	OVERSEAS HWY		Motor vehicle accident with no injuries.	0.3
01/31/2017	38032	2017-000085	09:47	1034	OVERSEAS HWY		Gas leak (natural gas or LPG)	0.8
01/31/2017	38032	2017-000087	10:45	1	EAST DR		EMS call, excluding vehicle accident with injury	0.2
01/31/2017	38032	2017-000086	13:40	154	MARINA AVE		Medical assist, assist EMS crew	0.2
01/31/2017	38032	2017-000091	19:20	24	SWALLOW RD		EMS call, excluding vehicle accident with injury	0.3
01/31/2017	38032	2017-000089	19:30		OVERSEAS HWY		Search for person in water	19.3

Total Number of Incidents: 89








Total Length of Incidents: 69.7 Hours

# Alarms by Day of Week

Key Largo Fire Department

Date Range: From 01/01/2017 to 01/31/2017

Fixed Property:

Day of Week		Totals
Sunday		16
Monday		16
Tuesday		12
Wednesday		10
Thursday		7
Friday		17
Saturday		11

No Date 0  
Total Alarms 89